

Appendix 1

SOA - Wealthier and Fairer PI updates Quarter 3 (2008/09)

Report Type: PI Report

Generated on: 28 January 2009



Short Term Trends



The value of this PI has improved in the short term.



The value of this PI has worsened in the short term.



The value of this PI has not changed in the short term.

Theme: 01. We live in a Scotland that is the most attractive place for doing business in Europe.



Objective: Moray will have excellent transport infrastructure with good transport connections to Aberdeen, Inverness and other markets.

PI Code	Short Name	2006/07 Value	2007/08 Value	Short Term Trend Arrow	Latest Note
SOA1P2a	Level of investment in Moray Transport infrastructure	N/A	N/A		
SOA1P2b	Road condition indicator	30.7%	28.2%		
SOA1P2b1	Road condition authority ranking indicator	7	7		Using the new RCI measure 28.2% of roads considered for maintenance. 7 th in ranking out of 32 authorities
SRL1e	Overall percentage of road network that should be considered for maintenance treatment	50.4%	Not Collected		Method of measurement for this indicator is changing and is documented in ENVIRONMENTAL SERVICES COMMITTEE ON 16 APRIL 2008 agenda item 14 Revenue Budget 2008/9 section 4.9

Theme: 01. We live in a Scotland that is the most attractive place for doing business in Europe.

Objective: The level of economic activity across Moray will increase


PI Code	Short Name	2006/07 Value	2007/08 Value	Short Term Trend Arrow	Latest Note
SOA1P1a	NI 3 Grow exports at a faster average rate than GDP	31%	N/A		Baseline 2006, 31% Exports from Moray: percentage of total sales from Moray to everywhere

					out with Scotland. Export value of £1.765m. From Moray Socio Economic survey 2007 : 13% overseas, 18% rest of UK out with Scotland. 55% within Moray, 14% rest of Scotland
SOA1P1b	Value of inward investment attracted to Moray	N/A	N/A		
SOA1P1c	Number of businesses with growth potential supported		20		

Theme: 01. We live in a Scotland that is the most attractive place for doing business in Europe.
Objective: The number of businesses starting up, growing and surviving in Moray will increase

PI Code	Short Name	2006/07 Value	2007/08 Value	Short Term Trend Arrow	Latest Note
SOA1P3a	NI 2 increase the business start-up rate	3.8	N/A		
SOA1P3b1	L2. Net business formation in council area	150	190		
SOA1P3c	No of business deregistrations	135	145		
SOA1P3d	Growth in the industrial sites provided by the Council to businesses wishing to build their own premises	131	130		At 31 March 2007 the Council's Industrial Portfolio comprised 130 industrial buildings with a total floor area of 27,576m squared. 98.9% premises were occupied, the high levels of occupation restricts demands of new and incoming businesses.
SOA1P3e	Growth in the area of industrial development sites provided by the Moray Council to businesses wishing to build their own premises	19.13	20.55		At 31 March 2008 the Council's Industrial Portfolio comprised 113 industrial sites totalling 20.55 ha. Annual Indicator

Theme: 02. We realise our full economic potential with more and better employment opportunities for our people.
Objective: The numbers of young people employed in Moray who have access to career development opportunities will increase

PI Code	Short Name	2006/07 Value	2007/08 Value	Short Term Trend Arrow	Latest Note
SOA2P1a	NI 18: Increase the social economy turnover	N/A	N/A		

SOA2P1b	M: Increase the Private Sector earnings index in Moray.	£16,400.00	N/A		
SOA2P1c1	M: Reduction in Moray's negative salience comparing the occupational structure in Moray with Scotland for Managers and Senior Officials	-0.15	N/A		
SOA2P1c2	M: Reduction in Moray's negative salience comparing the occupational structure in Moray with Scotland for Professional occupations	-0.45	N/A		Baseline: Annual Population Survey 05/06: Professional occupations = -.3

Theme: 02. We realise our full economic potential with more and better employment opportunities for our people.

Objective: We will make full potential of those not yet in the labour market

PI Code	Short Name	2006/07	2007/08	Short Term Trend Arrow	Latest Note
		Value	Value		
SOA2P2a	Number of 16 to19 year olds in need of More Choices/ More Chances support	330	Annual Indicator		Awaiting 2007/08 publication of figures due out June 2009. 2004/05 = 430 2005/06 = 410
SOA2P2b1	L5. School leaver destination - FT Higher Education	25%	25%		national average for 2007/08 = 31%
SOA2P2b2	L5. School leaver destination - FT Further Education	24%	26%		national average 2007/08 = 25%
SOA2P2b3	L5. School leaver destination - Training	1%	1%		national average for 2007/08 = 5%
SOA2P2b4	L5. School leaver destination - Employment	35%	37%		national average for 2007/08 = 37%
SOA2P2b5	L5. School leaver destination - Other	15%	11%		national average for 2007/08 = 14%
SOA2P2c	L6. Vulnerable adults into paid employment	63	N/A		
SOA2P2d	L3. Number of claimants in receipt of unemployment related benefits, relative to the Scottish average	12.5%	12%		At May 2008, the percentage of working age key benefit claimants (incapacity, lone parents etc) is 12.0% in Moray against 16.1% in Scotland



Theme: 02. We realise our full economic potential with more and better employment opportunities for our people.

Objective: The numbers of young people employed in Moray who have access to career development opportunities will increase; There will be a reduction in the levels of deprivation in our communities

PI Code	Short Name	2006/07	2007/08	Short Term Trend Arrow	Latest Note
		Value	Value		
SOA2P1d	L7. Median weekly earnings relative to the Scottish average	84.3%	84.1%		Annual PI. 2008 average median earnings for Moray

					was £388.40, 84.1% of Scottish average (£461.80). Target is 95% of Scottish average by 2015.
--	--	--	--	--	--

Theme: 13. We take pride in a strong, fair and inclusive national identity.
Objective: Heritage and Ancestral Tourism will be managed for the best interests of the community

PI Code	Short Name	2006/07 Value	2007/08 Value	Short Term Trend Arrow	Latest Note
SCC3a	CC3a: The number of visits to/usages of council funded or part funded museums per 1000 population	313	353		
SCC3b	CC3b: The number of visits to/usages of council funded or part funded museums that were in person per 1000 population	287	255		

Theme: 13. We take pride in a strong, fair and inclusive national identity.
Objective: The many cultures of communities of interest and geographical communities in Moray which gives the areas a distinct and inclusive identity will be supported and fostered

PI Code	Short Name	2006/07 Value	2007/08 Value	Short Term Trend Arrow	Latest Note
SOA13P1a	The number of events and contacts between different communities	N/A	N/A	